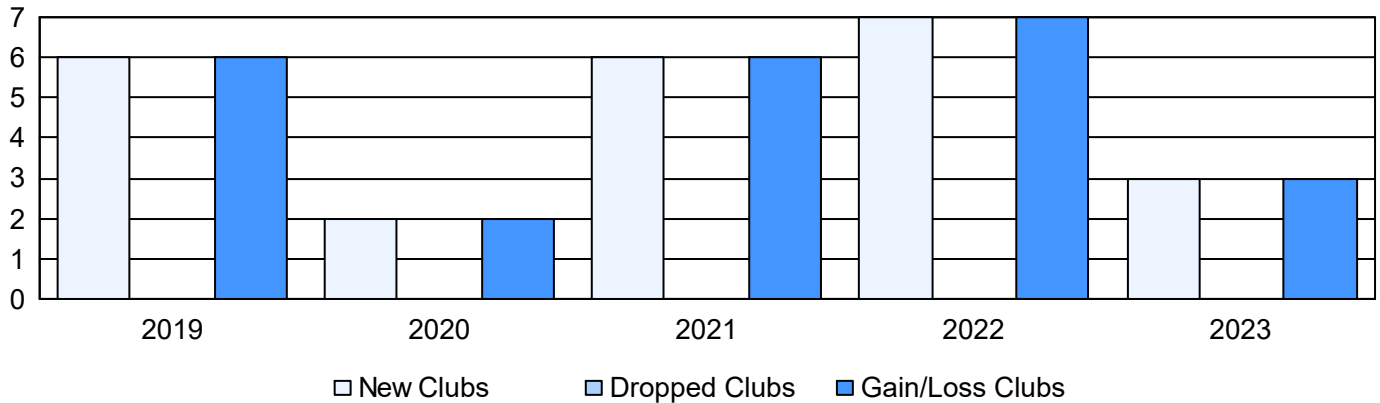
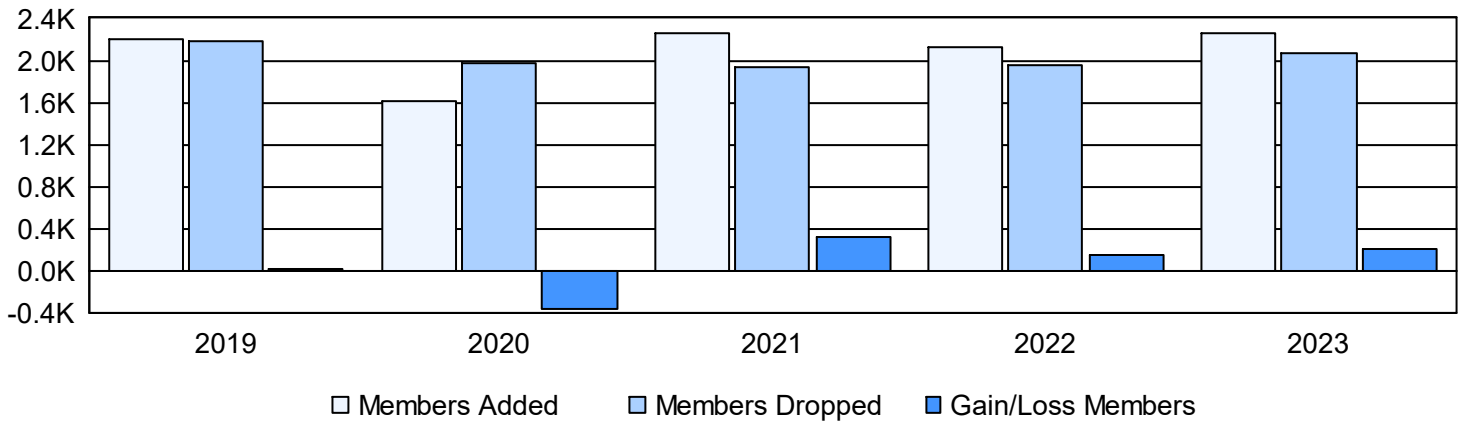


Year	New Clubs	Dropped Clubs	Gain/ Loss Clubs	New Members	Charter Members	Reinstate Members	Transfer Members	Total Member Added	Total Members Dropped	Gain/ Loss Members
2018-2019	6	0	6	1,843	213	104	44	2,204	2,180	24
2019-2020	2	0	2	1,349	87	124	42	1,602	1,964	-362
2020-2021	6	0	6	1,872	212	134	35	2,253	1,943	310
2021-2022	7	0	7	1,625	275	164	55	2,119	1,962	157
2022-2023	3	0	3	1,944	121	136	64	2,265	2,063	202
Average	5	0	5	1,727	182	132	48	2,089	2,022	66

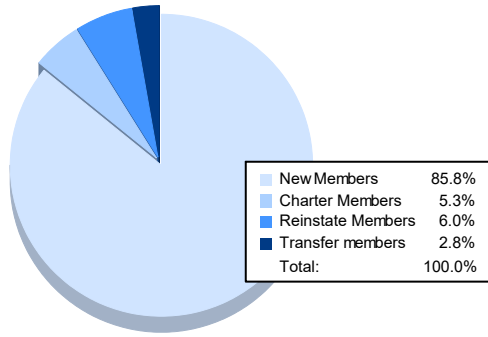
Clubs



Members



Membership Composition June 2023 Cumulative



Gender Composition June 2023 Cumulative

